

MY SLOT NOTES


RESULT = Robert E Sult

For the best reSULT conSULT SULT

How to invert the Picture on Monitors

- 1) The quickest would be to flip the CRT; this is not always possible, due to wire length.
- 2) The other way is just as quick - swapping the wires on the yoke connector.

The Tool I use is a standard Paper Clip.





To invert the picture horizontally swap the Red and Blue wires, the words would be correct and or backwards.

On the Schematic that is YC3 and YC4 (Yoke Connector)

On the board its pin 3 & 4


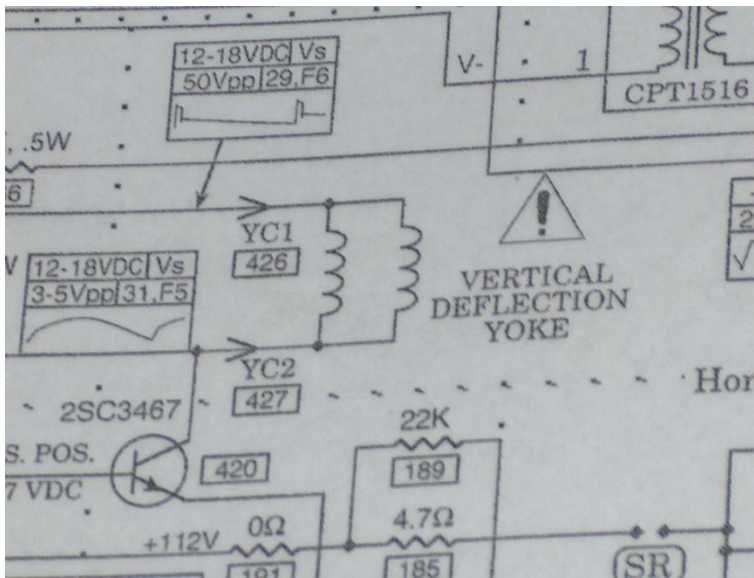
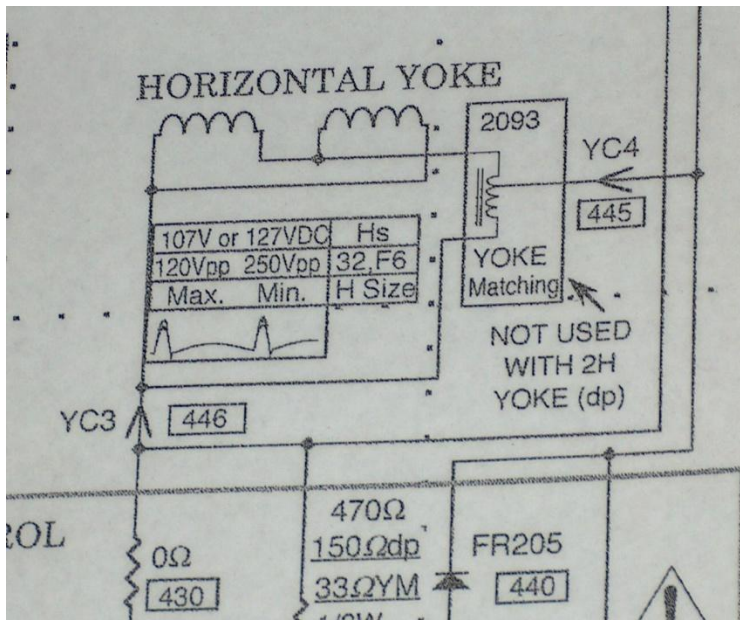


Swap the Brown and Yellow will change the picture vertically

Make it correct or upside down.

If it's my mistake I just tell them
I set it up for the bartender to play HA! HA!

That would be YC1 and YC2 on the Schematic and on the board that would be pins 1 & 2



On the board I have here, only pin 1 and 4 is marked.

Remember pin 1, pin 2 and pin 3 are close together and pin 4 is further away from the other pins. The female connector is a 5-pin connector.

Hope this helps regardless of the color of wires

